



TURNING CANCER DATA  
INTO DISCOVERY

# 2023 SEER Workshop

Advanced Topics for Registry Professionals

---

December 5 – 7




TURNING CANCER DATA  
INTO DISCOVERY

# 2024 SEER Manual Highlights

Peggy Adamo, NCI SEER

---

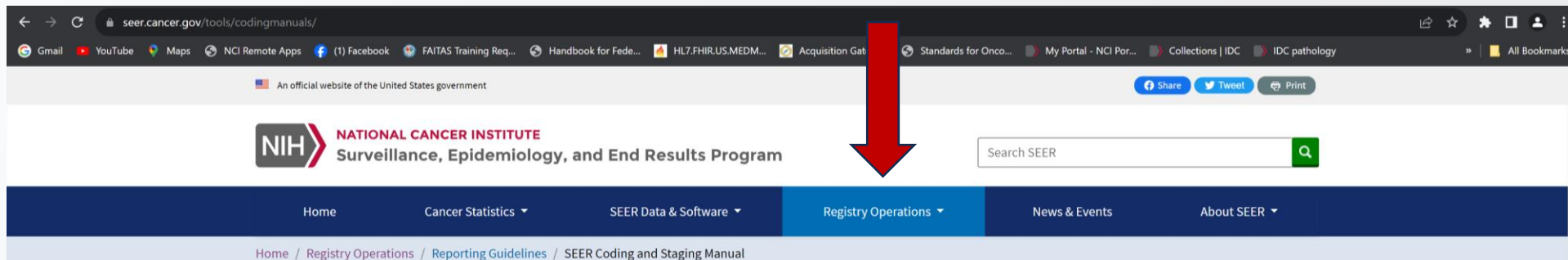
December 6, 2023



<https://seer.cancer.gov/tools/codingmanuals/>



TURNING CANCER DATA INTO DISCOVERY



## SEER Program Coding and Staging Manual 2023 and 2024

Updated September 2023

### Reporting Guidelines

Casefinding Lists

SEER Coding and Staging Manual

Appendix C for 2023 Manual

Hematopoietic Project

ICD-O-3 Coding Materials

Solid Tumor Rules

Historical Staging and Coding Manuals

Grade Coding Instructions 2014

SEER Data Submission Requirements

COVID-19 Abstraction Guidance



### SEER Program Coding and Staging Manual 2023

- [SEER Program Coding and Staging Manual 2023](#) (PDF, 1.8 MB) (updated January 17, 2023)
- [Appendix A - County Codes](#) (PDF, 492 KB)
- [Appendix B - Country and State Codes](#) (PDF, 420 KB)
- [Appendix C - Site Specific Coding Modules](#)
- [Appendix D - Race and Nationality Descriptions](#) (PDF, 218 KB)
- [Appendix E - Reportable and Non-reportable Examples: PDF](#) (PDF, 174 KB) or [Excel](#) (XLSX, 25 KB)
- [Summary of Changes \(September 2022\)](#) (PDF, 401 KB) - provides the list of changes included in this release.

### SEER Program Coding and Staging Manual 2024

The 2024 manual is to be used for cases diagnosed January 1, 2024 and forward.

- [SEER Program Coding and Staging Manual 2024](#) (PDF, 1.8 MB) (released September 2023)
- [Appendix A - County Codes](#) (PDF, 504 KB)
- [Appendix B - Country and State Codes](#) (PDF, 425 KB)
- [Appendix C - Site Specific Coding Modules](#)
- [Appendix D - Race and Nationality Descriptions](#) (PDF, 227 KB)
- [Appendix E - Reportable and Non-reportable Examples: PDF](#) (PDF, 196 KB) or [Excel](#) (XLSX, 25 KB)



# 2024 SEER Manual



TURNING CANCER DATA  
INTO DISCOVERY

## SEER Program Coding and Staging Manual 2024

**i** The 2024 manual is to be used for cases diagnosed January 1, 2024 and forward.

- [SEER Program Coding and Staging Manual 2024](#) (PDF, 1.8 MB) (released September 2023)
- [Appendix A - County Codes](#) (PDF, 504 KB)
- [Appendix B - Country and State Codes](#) (PDF, 425 KB)
- [Appendix C - Site Specific Coding Modules](#)
- [Appendix D - Race and Nationality Descriptions](#) (PDF, 227 KB)
- [Appendix E - Reportable and Non-reportable Examples: PDF](#) (PDF, 196 KB) or [Excel](#) (XLSX, 25 KB)
- [Summary of Changes \(September 2023\)](#) (PDF, 314 KB) - provides the list of changes included in this release.

# Summary of Changes



TURNING CANCER DATA  
INTO DISCOVERY

## SEER Program Coding and Staging Manual 2024 - Summary of Changes

This table lists the changes in the 2024 manual by page number.

Page	Section	Data Item	Change	Notes/Comments
Cover				Updated cover information: Updated dates. Changed page numbers so page numbers in Word and PDF match.
8	Preface	Summary of Changes	Listing of major changes updated	Revised the section with the list of major changes including additions, deletions, and modifications made to the 2024 manual and appendices. See manual.
9	Preface	2024 Changes	Listing of additional 2024 changes updated	Revised the list of 2024 changes including a link relating to additional sources for cancer coding and staging. See manual.
9	Preface	Submitting Questions	Note revised	<b>Note:</b> See the <a href="#">American College of Surgeons Commission on Cancer CANSWER Forum</a> for questions about <b>AJCC TNM staging</b> , Grade, the <b>Site-Specific Data Items</b> , and <b>data items not required by SEER</b> . SEER required data items are listed in the <a href="#">NAACCR Required Status Table</a> .
10	Preface	Collection and Storage of Dates	Text edited	See the <a href="#">2023 and 2024 NAACCR Implementation Guidelines</a> for further information regarding the updated data exchange standard.
15	Reportability	Reportable Diagnosis List	Item 1.b.v modified	Changed to: High-grade dysplasia in colorectal sites.
18	Reportability	Ambiguous Terms for Reportability	Text added	Added text: Equivalent to “Diagnostic for” malignancy or reportable diagnosis. These phrases are reportable when no other information is available or there is no information to the contrary. • In keeping with [malignancy or reportable diagnosis]

# Appendix C: Site-Specific Coding Modules

---



TURNING CANCER DATA  
INTO DISCOVERY

- SEER Coding Guidelines (selected sites)
  - Link to applicable Solid Tumor Rules
  - Surgery Codes
  - **Site-Specific Codes for Neoadjuvant Therapy Treatment Effect**
  - Links to applicable EOD Schemas
-

# Appendix C: Oral Cavity, Tonsil, Oropharynx



TURNING CANCER DATA  
INTO DISCOVERY

Oral Cavity, Tonsil, Oropharynx

[Coding Guidelines: Tongue](#) (PDF, 287 KB)

[Solid Tumor Rules: Head and Neck](#) (PDF, 1.5 MB)

## Surgery Codes

- [Oral Cavity - \(C000-C009, C019, C020-C029, C030-C039, C040-C049, C050-C059, C060-C069\)](#) (PDF, 139 KB)
- [Pharynx - \(C090-C099, C100-C109, C110-C119, C129, C130-C139, C140\)](#) (PDF, 139 KB)

## Site-Specific Codes for Neoadjuvant Therapy Treatment Effect

- [All Other Schemas](#) (PDF, 233 KB)
- [Thymus, Heart and Mediastinum, Retroperitoneum, Soft Tissue Abdomen and Thoracic, Soft Tissue Head and Neck, Soft Tissue Other, Soft Tissue Trunk and Extremities, GIST](#) (PDF, 203 KB) - Use these codes for sarcomas of the Oral Cavity, Tonsil, Oropharynx

EOD Schemas

- [Lip \(excluding Malignant Melanoma\)](#)
- [Gum \(excluding Malignant Melanoma\)](#)
- [Anterior 2/3 of Tongue, Tip, Border, and Tongue, NOS \(excluding Malignant Melanoma\)](#)
- [Oropharynx \(p16-\)](#)
- [Oropharynx HPV-Mediated \(p16+\)\(excluding Malignant Melanoma\)](#)
- [Hard Palate \(excluding Malignant Melanoma\)](#)
- [Floor of Mouth \(excluding Malignant Melanoma\)](#)
- [Other Mouth \(excluding Malignant Melanoma\)](#)
- [Cheek \(Buccal\) Mucosa, Vestibule](#)
- [Malignant Melanoma of Head and Neck](#)
- [Cervical Lymph Nodes and Unknown Primary](#)

# Appendix C: Surgery Codes

---



TURNING CANCER DATA  
INTO DISCOVERY

- B codes replaced A codes
  - Breast
  - Colon
  - Lung
  - Pancreas
  - Thyroid



# Appendix C: Coding Guidelines



TURNING CANCER DATA  
INTO DISCOVERY

- Anus – *New*
- Tongue
- Esophagus
- Colon
- Rectosigmoid, Rectum
- Pancreas
- Lung
- Bones, Joints, Cartilage
- Melanoma
- Nerves, Nervous System, Soft Tissues
- Breast
- Kidney
- Renal Pelvis, Ureter
- Bladder
- Urethra
- Brain, CNS, Malignant
- Brain, CNS, Benign & Borderline
- Intracranial Glands
- Thyroid
- Kaposi Sarcoma
- Lymphoma

# Reportability: Correction

---



TURNING CANCER DATA  
INTO DISCOVERY

- Reportable
  - Esophageal intraepithelial neoplasia (dysplasia), high grade
    - On reportable list, page 14

# Primary Site: Additional Instructions

---



TURNING CANCER DATA  
INTO DISCOVERY

- Physician Priority Order for Coding Primary Site for Solid Tumors (page 102)
  - Coding instruction #15: Choosing between ovary, fallopian tube, or primary peritoneal without designation of the site of origin (page 105)
-

# Laterality: Additional Instructions

---



TURNING CANCER DATA  
INTO DISCOVERY

- Coding Instruction 4.e (page 108) and 4.f (page 109)
-

# Diagnostic Confirmation

---



TURNING CANCER DATA  
INTO DISCOVERY

- Note added to Coding Instruction #8 (page 112)
  8. Assign code 7 when the only confirmation of malignancy was diagnostic imaging such as computerized axial tomography (CT scans), magnetic resonance imaging (MRI scans), or ultrasounds/sonography

**Note:** Intraductal papillary mucinous neoplasm with high grade dysplasia (8453/2) of the pancreas is reportable based on imaging alone; histologic confirmation is not required.

# Changes to Tumor Size

---



TURNING CANCER DATA  
INTO DISCOVERY

- Added
  - Tumor Size Summary
  
- Removed
  - Tumor Size – Clinical
  - Tumor Size -- Pathologic

# SEER Site-Specific Factor 1

---



TURNING CANCER DATA  
INTO DISCOVERY

- Codes changed from 1 digit to 2 digits

# Date Therapy Initiated: Additional Instruction

---



TURNING CANCER DATA  
INTO DISCOVERY

- Coding instruction 2 added (page 168)
  2. Record the date the decision was made for active surveillance even if the patient later changes their mind and opts for additional treatment. Code *Treatment Status* as 2, Active surveillance/watchful waiting.



# Breast Reconstruction: New Data Item

---



TURNING CANCER DATA  
INTO DISCOVERY

- Breast Reconstruction, effective 01/01/2024, describes the reconstruction procedure immediately following resection of the breast (page 175)

# New Training Section in SEER\*Educate



- Assess understanding & accuracy in applying existing rules & new rules for 2024
- Combat learning interference (aka unlearning prior rules)
- Three sections to be released in December & one in January
  - 2024 Reportability, Demographics, Follow-up Admin (Release date Dec 6)
  - 2024 Tumor Description & Staging (Release date Dec 8)
  - 2024 Treatment (Release date Dec 11)
  - 2024 More STORE (Release date Jan 31)
- Listen to various 2024 presentations (SEER & NAACCR), read 2024 manual, then test yourself in SEER\*Educate
- This is another tool for moving through the learning process

A screenshot of the SEER\*Educate website interface. The top navigation bar includes 'SEER\*Educate', 'About', 'Training', and 'Reports'. The 'Training' menu is open, showing a list of training items. The item 'Manuals for Exp. Registrars (No CEs)' is circled in red. On the left side of the screenshot, there are 'Overview Videos' for 'Introduction', 'Training', and 'Reports'.

**SEER\*Educate** About Training Reports

**Overview Videos**

- Introduction
- Training
- Reports

**How**

- Incomplete 0
- Demonstration Tests
- Casefinding - Path - No CEs
- Casefinding - Scans - No CEs
- Coding - CEs
- CTR Prep - No CEs (will be renamed ODS Prep)
- General Knowledge - No CEs
- Manuals for Exp. Registrars (No CEs)**
- Retired (Closed for New CE) Tests
- Retired Multiple Choice
- SEER Educational Workshop
- Validation Test - Internal Page

# Thank You!

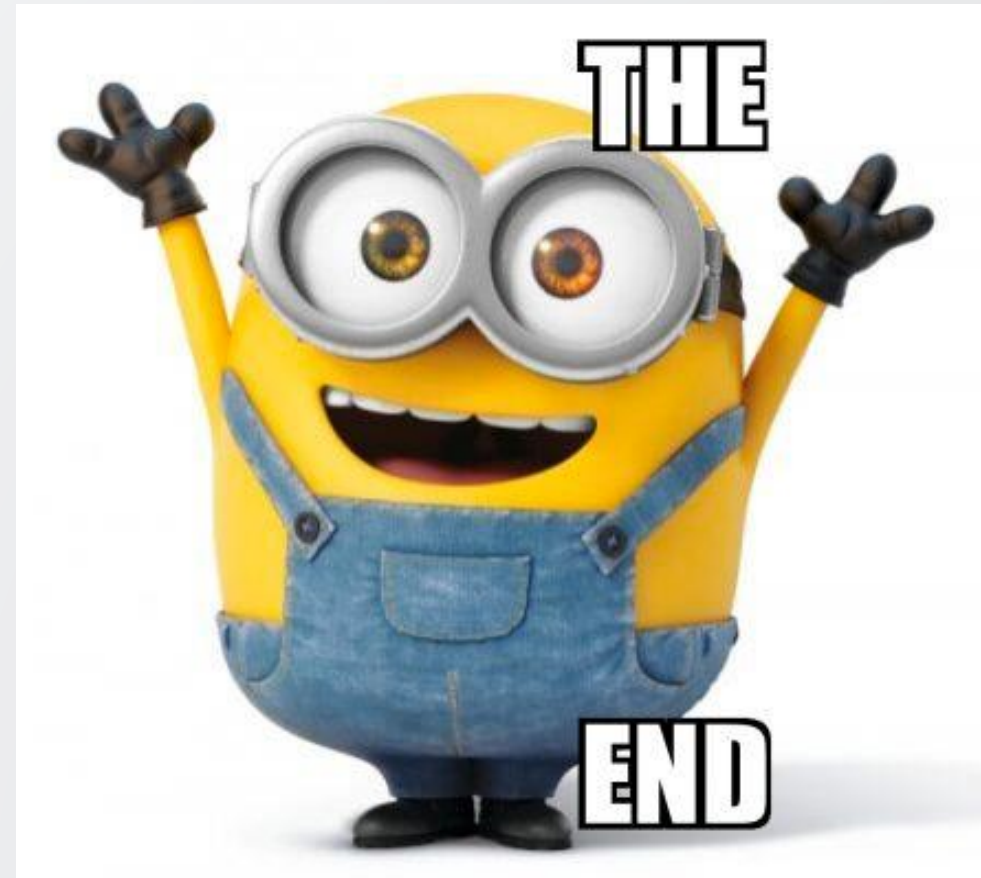


TURNING CANCER DATA  
INTO DISCOVERY

Questions?

*Peggy Adamo*

[adamom@mail.nih.gov](mailto:adamom@mail.nih.gov)





**TURNING CANCER DATA  
INTO DISCOVERY**